

TBM 850 vs Citation Mustang



Socata TBM 850

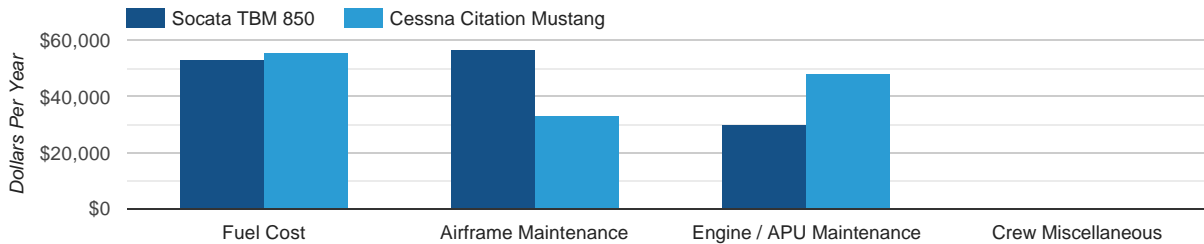
Cessna Citation Mustang



Annual & Hourly Cost Detail

Details	Socata TBM 850	Cessna Citation Mustang
Min Crew / Max Passengers	1 / 5	1 / 4
Seats Full Range	1,074 NM / 1,238 SM	700 NM / 806 SM
Normal Cruise Speed	316 KTS / 364 MPH	340 KTS / 391 MPH
Average Pre-Owned Price	\$2,332,500	\$2,521,800
Cost Per NM	\$2.76 / NM	\$2.70 / NM
General Parameters		
Annual Owner Hours	161	150
Fuel Cost Per GAL	\$4.25 / GAL	\$4.25 / GAL
Mileage for Owner Hours	49,604 NM	49,725 NM
Owner Hourly Cost Analysis		
Fuel Usage	78 GAL / HR	87 GAL / HR
Fuel Cost	\$4.25 / GAL	\$4.25 / GAL
Fuel Cost Per Hour	\$332	\$370
Airframe Maintenance	\$352	\$224
Engine / Maintenance	\$187	\$324
Total Maintenance	\$539	\$548
Crew Misc.	\$0	\$0
Hourly Variable Cost	\$871	\$918
Hourly Fixed Cost	\$185	\$228
Total Hourly Cost	\$1,055	\$1,146
Annual Variable Costs		
Fuel Usage	12,558 GAL	13,050 GAL
Fuel Cost	\$53,372	\$55,463
Airframe Maintenance	\$56,672	\$33,600
Engine / Maintenance	\$30,107	\$48,600
Crew Misc	\$0	\$0
Total Variable Cost	\$140,151	\$137,663

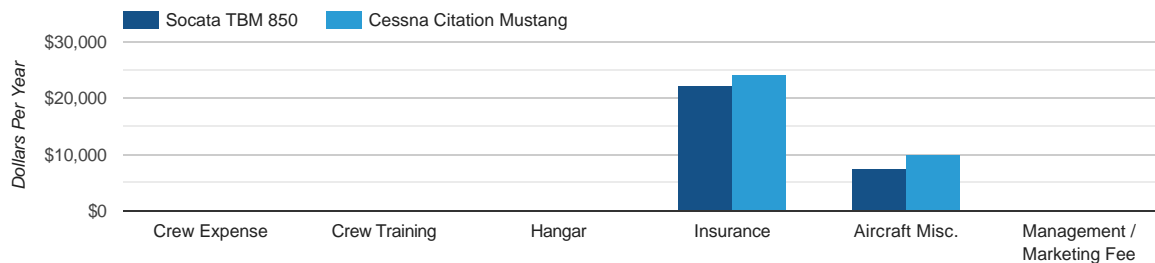
Annual Variable Costs



Annual & Hourly Cost Detail Cont.

Annual Fixed Cost	Socata TBM 850	Cessna Citation Mustang
Crew Expense	\$0	\$0
Crew Training	\$0	\$0
Hangar	\$0	\$0
Insurance	\$22,250	\$24,240
Aircraft Misc.	\$7,500	\$10,000
Management / Marketing Fee	\$0	\$0
Payment / Capital Cost	\$0	\$0
Original Aircraft Cost	\$0	\$0
Annual Residual Depreciation	0%	0%
Term of Ownership	0 Year(s)	0 Year(s)
Average Depreciation / Year	\$0	\$0
Total Fixed Cost	\$29,750	\$34,240

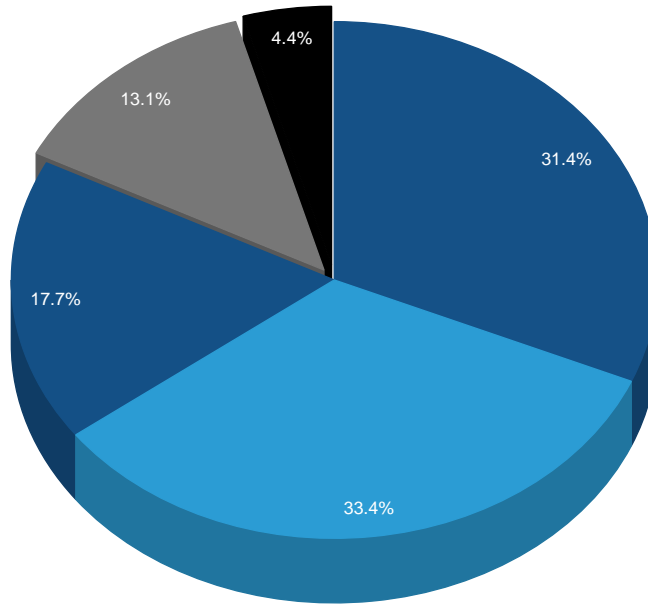
Annual Fixed Costs



Annual & Hourly Cost Detail Cont.

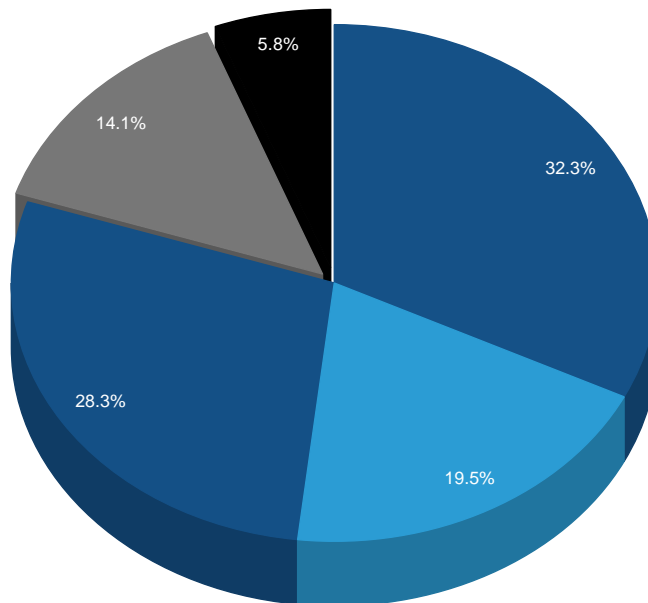
Budget by Percentages	Socata TBM 850	Cessna Citation Mustang
Fuel Cost	31.4 %	32.3 %
Airframe Maintenance	33.4 %	19.5 %
Engine / APU Maintenance	17.7 %	28.3 %
Crew Misc.	0.0 %	0.0 %
Crew Expense	0.0 %	0.0 %
Crew Training	0.0 %	0.0 %
Hangar	0.0 %	0.0 %
Insurance	13.1 %	14.1 %
Aircraft Misc.	4.4 %	5.8 %
Management / Marketing Fee	0.0 %	0.0 %
Payment / Capital Cost	0.0 %	0.0 %
Average Depreciation / Year	0.0 %	0.0 %
Total Percentages	100.0 %	100.0 %

Socata TBM 850



- Fuel Cost
- Aircraft Maintenance
- Engine / APU Maintenance
- Crew Misc
- Crew Expense
- Crew Training
- Hangar
- Insurance
- Aircraft Misc
- Management Fee
- Payment / Capital Cost
- Average Depreciation

Cessna Citation Mustang



- Fuel Cost
- Aircraft Maintenance
- Engine / APU Maintenance
- Crew Misc
- Crew Expense
- Crew Training
- Hangar
- Insurance
- Aircraft Misc
- Management Fee
- Payment / Capital Cost
- Average Depreciation

Annual Operational Cost Summary

Operational Cost Summary	Socata TBM 850	Cessna Citation Mustang
Fixed Cost	\$29,750	\$34,240
Variable Cost	\$140,151	\$137,663
Net Annual Cost	\$169,901	\$171,903
Owner Hours Flown	161	150
Owner Mileage Flown	49,604 NM	49,725 NM
Owner Cost / Hour	\$1,055	\$1,146

Annual Operational Cost Summary

General Parameters	Socata TBM 850	Cessna Citation Mustang
Annual Owner Hours	161	150
Fuel Cost Per GAL	\$4.25	\$4.25
Mileage for Owner Hours	49,604 NM	49,725 NM
Annual Variable Costs		
Fuel Usage	12,558 GAL	13,050 GAL
Fuel Cost	\$53,372	\$55,463
Airframe Maintenance	\$56,672	\$33,600
Engine /Maintenance	\$30,107	\$48,600
Crew Misc	\$0	\$0
Total Variable Cost	\$140,151	\$137,663
Annual Fixed Costs		
Crew Expense	\$0	\$0
Crew Training	\$0	\$0
Hangar	\$0	\$0
Insurance	\$22,250	\$24,240
Aircraft Misc.	\$7,500	\$10,000
Management / Marketing Fee	\$0	\$0
Payment / Capital Cost	\$0	\$0
Original Aircraft Cost	\$0	\$0
Annual Residual Depreciation	0 %	0 %
Term of Ownership	0 Year(s)	0 Year(s)
Average Depreciation / Year	\$0	\$0
Total Fixed Cost	\$29,750	\$34,240
Owner Monthly Allocation		
Monthly Hours	13	13
Monthly Budget	\$14,158	\$14,325
Owner Annual Allocation		
Annual Owner Hours	161	150
Annual Budget	\$169,901	\$171,903